



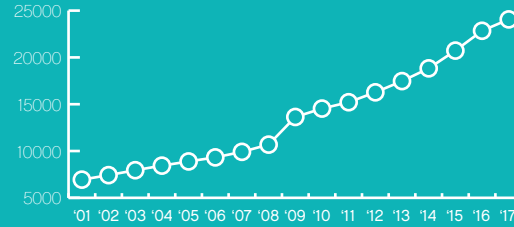
## TOTAL OUTLETS

UK coffee-selling outlets, 2017\*

 **24,061**

## OUTLET GROWTH

Outlets number 2001—2017\*



## TURNOVER

Est. coffee industry turnover, 2017\*

**£9.6  
BILLION**

## LEADING BRAND

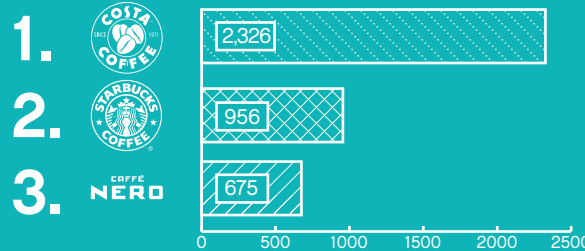
UK's leading coffee shop brand in 2017



**£978m** turnover (est)  
**205** new stores  
**8.1%** sales growth

## TOP COFFEE SHOP BRANDS

Number of UK outlets, 2017



## CONSUMPTION

Est. espresso-based coffees sold in UK coffee shops each week

**48 MILLION  
COFFEES**  
SOLD IN COFFEE  
SHOPS EACH  
WEEK


## DRINKING LOCATION

Avg. number of coffees drunk per person per week



## OUTLET VISITS

% of UK consumers visiting coffee shops at least once a week



## FAVOURITE COFFEE

Allegra consumer panel survey result



Project Café2018 UK is Allegra's definitive annual study on the growing and dynamic UK branded coffee shop market. Drawing on nearly 20 years in-depth research, it is widely regarded as the bible of the UK coffee industry.

For more information about the report, please visit the World Coffee Portal website:



[worldcoffeeportal.com](http://worldcoffeeportal.com)

\* includes branded coffee shops, non-specialists and independents